


## SIMPLE STEPS FOR SQUEAKY CLEAN HANDS

Color the hands and water to help you remember all the steps!



1. Place hands under warm, running water.



2. Add soap to your hands.



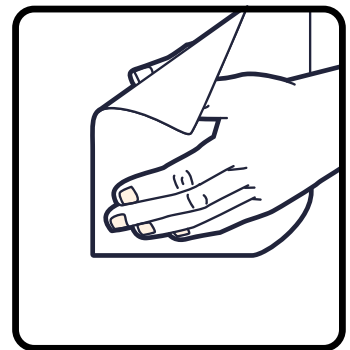
3. Rub your hands together and scrub all surfaces.



4. Rinse well under running water.



5. Dry your hands.



6. If possible, turn off the faucet with a paper towel.